

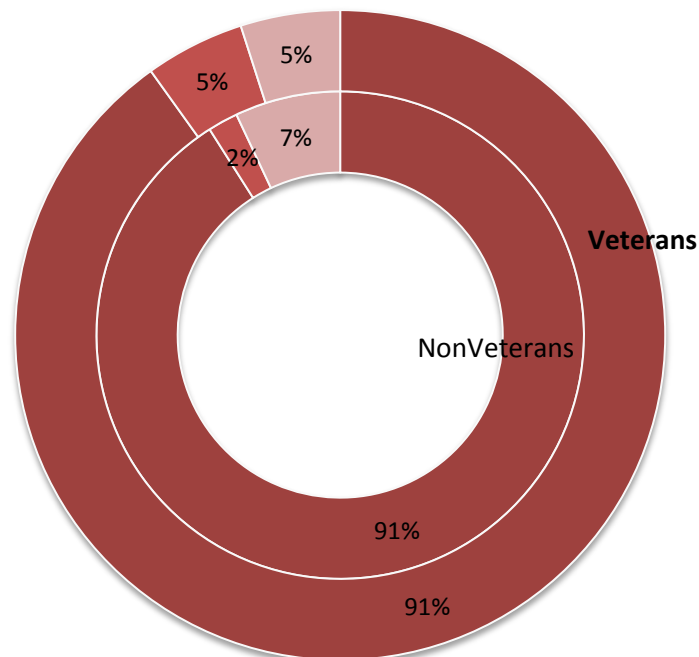
Snapshot of Eastern Students: Veteran vs. Non-Veteran

- Veterans represented 2% (247/11,966) of all Eastern students in fall 2009. As reported by Eastern’s office of financial aid, 65% (160/247) of students who were veterans received federal assistance.
- Eighteen percent (44/247) of all veterans responded to the campus climate survey carried out in fall 2009.

Most students who are veterans responded positively overall with regards to their academic experiences at Eastern and most reported that they were fairly treated in the classroom. Of students who responded to the survey, 91% of veterans as well as 91% of non-veterans agreed that they were receiving an excellent education at Eastern. Five percent of veterans disagreed, while 2% of non-veterans disagreed.

I am getting an excellent education here at EIU.

■ Agree / Strongly Agree ■ Disagree / Strongly Disagree ■ Neutral

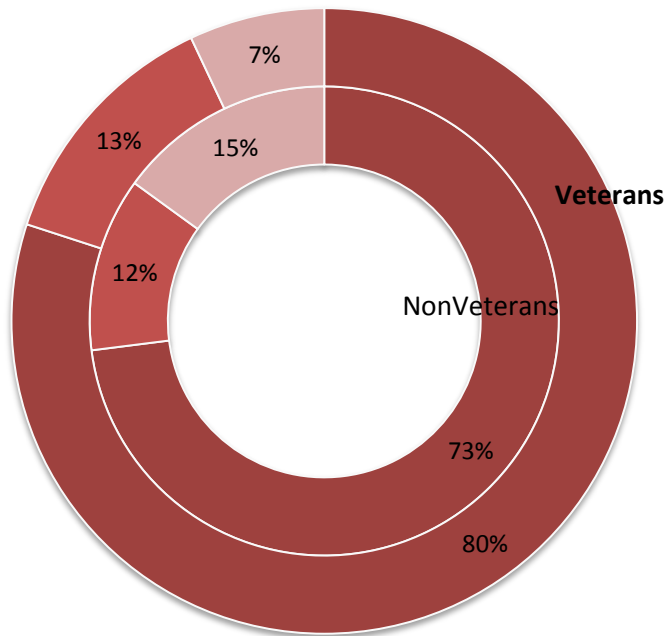


Fall 2009 Campus Climate Survey

Of student-veteran respondents, 80% would still choose Eastern if they were to start a college career over, while 13% of veterans would not. Seventy-three percent of non-veteran students reported that they would choose Eastern again, and 12% of non-veterans would not choose Eastern again. Three students reported the following reasons for not choosing Eastern again: his/her desired major is not offered (1), dislike Charleston (1), and relationship elsewhere (1).

Starting College Career Over -- Would Still Choose Eastern

■ Agree / Strongly Agree
 ■ Disagree / Strongly Disagree
 ■ Neutral

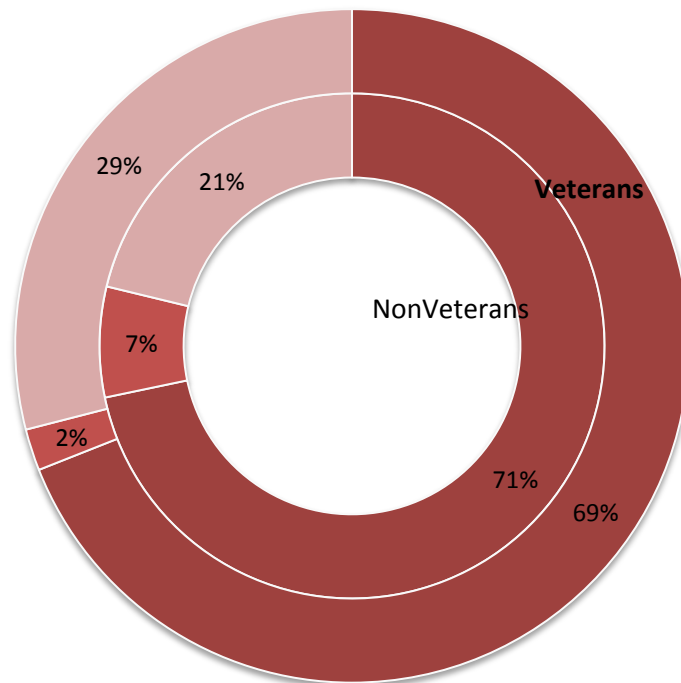


Fall 2009 Campus Climate Survey

With regards to curriculum, 69% of veterans perceived Eastern’s curriculum to provide students with opportunities to gain the skills and knowledge needed to function in diverse societies; 2% of veterans disagreed. Of non-veteran respondents, 71% agreed and 7% disagreed. Of veteran respondents, 5% were enrolled in Eastern’s ROTC program; 95% were not enrolled in Eastern’s ROTC program.

Eastern's Curriculum Provides -- Skills and Knowledge Needed to Function in Diverse Societies

■ Agree / Strongly Agree ■ Disagree / Strongly Disagree ■ Neutral

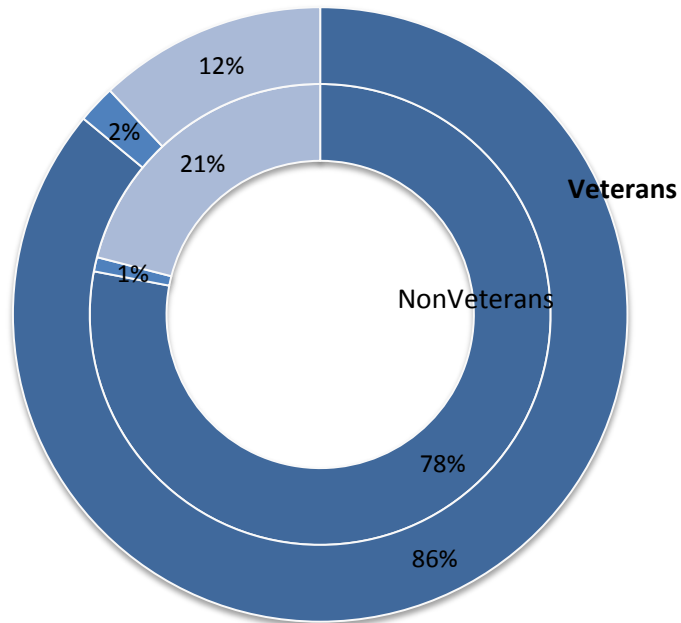


Fall 2009 Campus Climate Survey

In view of treatment, 86% of veterans reported that veterans received fair treatment in the classroom; 2% disagreed. Seventy-eight percent of students who are not veterans reported that instructors appear to treat students who are veterans fairly; 1% disagreed.

Instructors Appear to Treat Students Who Are Veterans Fairly

■ Agree / Strongly Agree ■ Disagree / Strongly Disagree ■ Neutral



Fall 2009 Campus Climate Survey